

LAMIMA

BURGESS

Discover the difference.
burgessyachts.com



LAMIMA

OVERVIEW.

Discover new horizons on board the traditionally styled phinisi yacht LAMIMA, the epitome of luxury from stem to stern, from truck to keel.

She was custom built in the traditional way in Ara, Sulawesi, incorporating refinements to enhance her intrinsic strength and stability. She delivers the ultimate in comfort, elegance, and safety while maintaining the warm ambience of traditional Indonesian hospitality and retaining the elegance of the traditional vessels.

In crafting the vessel, they succeeded in combining the authenticity and charm of the Indonesian two-masted trading ship of yore with the latest concepts in yacht design and technology producing an exceptional vessel with a distinguished pedigree.

The yacht has an impressive sail wardrobe designed to catch every breeze of the archipelago, thus creating a first-class sailing vessel with all the opulence of a superyacht.

Key features

Regularly maintained

Spa facilities: Balinese spa with onboard masseuse

Exercise equipment

Yoga Instructor and Dive Master onboard

LAMIMA


Waverunners



Sun deck



Sun deck yoga



Main deck dining area



BURGESS

Discover the difference.
burgessyachts.com



LAMIMA


Fine dining



Side deck



Foredeck sun pads



Massage area



BURGESS

Discover the difference.
burgessyachts.com



LAMIMA

Massage area



Swim platform



Main deck lounge and dining area



Main deck master cabin



BURGESS

Discover the difference.
burgessyachts.com



LAMIMA

Main deck master bathroom en suite



Lower deck double cabin



Lower deck double cabin



Lower deck twin cabin



BURGESS

Discover the difference.
burgessyachts.com



LAMIMA

Tender



Lifestyle



Beach party set-up



Beach BBQ



BURGESS

Discover the difference.
burgessyachts.com



LAMIMA

At anchor



At anchor



Lifestyle



BURGESS

Discover the difference.
burgessyachts.com



LAMIMA

SPECIFICATION.



Length
65.2m (213.9ft)



Built
2014, Custom



Interior designer
Marcelo Pena Yacht Design



Beam
11.2m (36.7ft)



Draft min/max
-/3.7m (12.1ft)



Displacement
650 tonnes



Cruising speed
8 knots



Maximum speed
12 knots



Fuel consumption at cruising speed
80 litres per hour



Engines
1 x 1,000hp MAN



Guests
14



No. of guest cabins
7 (5 x double, 2 x twin)



Crew
20

[View yacht on website](#)

[Watch yacht video](#)



BURGESS

Discover the difference.
burgessyachts.com



EQUIPMENT.

Tenders & toys



1 × Towed tender



2 × Tenders



1 × Sailing dinghy



2 × Waverunners



2 × Kayaks



6 × Stand up paddleboards



Wakeboard



Surfboard



Waterskis



Inflatable tows



Dive centre



Scuba diving equipment



Snorkelling gear

Fitness & wellness



Free weights



Upright stationary bike



Yoga instructor



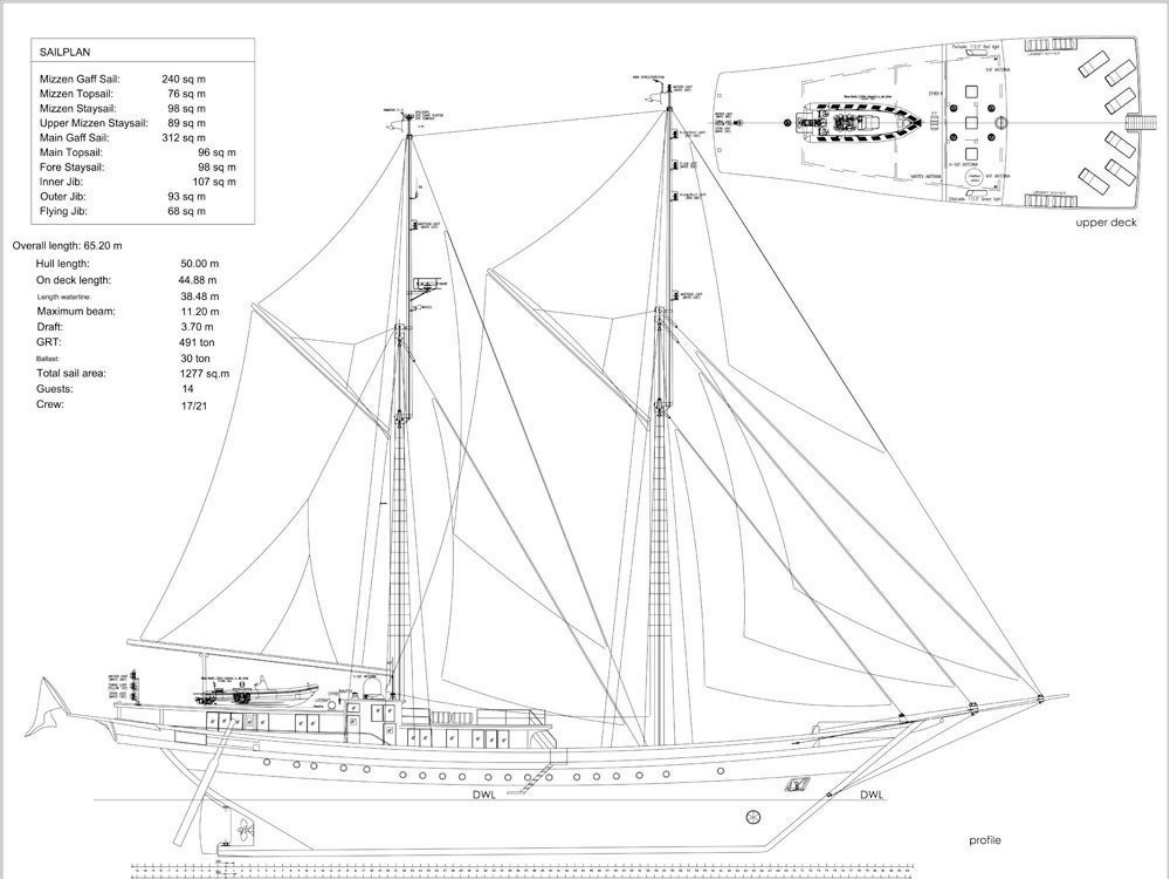
Yoga mats

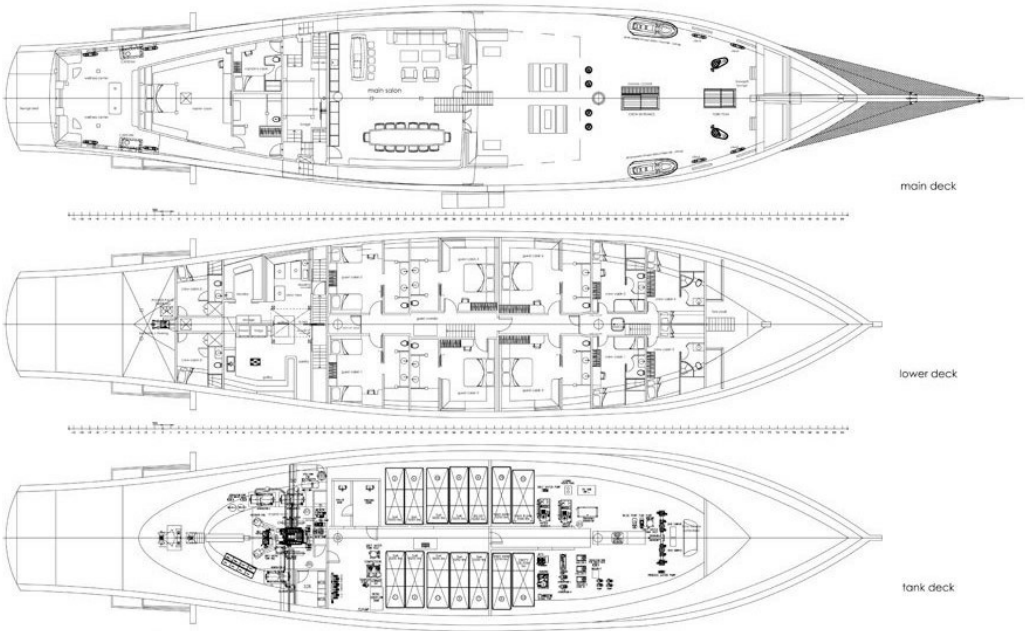


Massage room



On board masseuse





BURGESS

WORLD CLASS. WORLD WIDE.

London +44 20 7766 4300	Monaco +377 97 97 81 21	New York +1 212 223 0410	Miami +1 305 672 0150	Singapore +65 9665 8990	Beverly Hills +1 310 424 5112	Palma +34 971 495 413	Athens +30 210 967 1661
Dubai +971 4 425 5874	Phuket +66 7623 9739	Hong Kong +852 6496 2094	Tokyo +81 46 738 8612	Sydney +61 499 945 557	Mumbai +91 98211 67253	Shanghai +86 187 0898 6800	Rio de Janeiro +55 21 2553-3238

Advertising of these vessel(s) in printed publications, on the internet or in any other medium is not permitted without prior written permission from Burgess. All particulars are given in good faith and are believed correct but they cannot be guaranteed.

Last updated: 01 October 2024